



UNION BANCAIRE PRIVÉE

MARKETING MATERIAL

UBAM - BELL GLOBAL SMID CAP EQUITY

Class UC USD (capitalisation share)

Factsheet | February 2024

FUND CHARACTERISTICS

| | |
|---------------------|--|
| Legal form | UBAM is a Luxembourg SICAV (UCITS, Part I of the Luxembourg law of 17/12/2010) |
| Fund domicile | LUXEMBOURG |
| SFDR Classification | Art. 8 |
| Currency | USD |
| NAV | 107.47 |
| Fund's AUM | USD 116.60 mio |
| Track record since | 25 February 2021 |
| Minimum investment | - |
| Subscription | Daily |
| Redemption | Daily |
| Price publication | www.ubp.com |
| Management fee | 1.00 % |
| Number of holdings | 50 |
| ISIN | LU2256772802 |
| Telekurs | 58664636 |
| Bloomberg ticker | UBSCEUU LX |
| Index | MSCI WORLD SMALL-MID CAP -SMID - NR - USD |

The benchmark is for information purposes only. The investment objective does not aim at replicating the benchmark.

SPECIFIC RISKS

Counterparty risk, currency risk, ESG and sustainability risk, liquidity risk

Further information on the fund's potential risks can be found in the prospectus or in the Key Investor Information Documents or Key Information Documents available on www.ubp.com. Any capital invested may be at risk and investors may not get back some or all of their original capital.

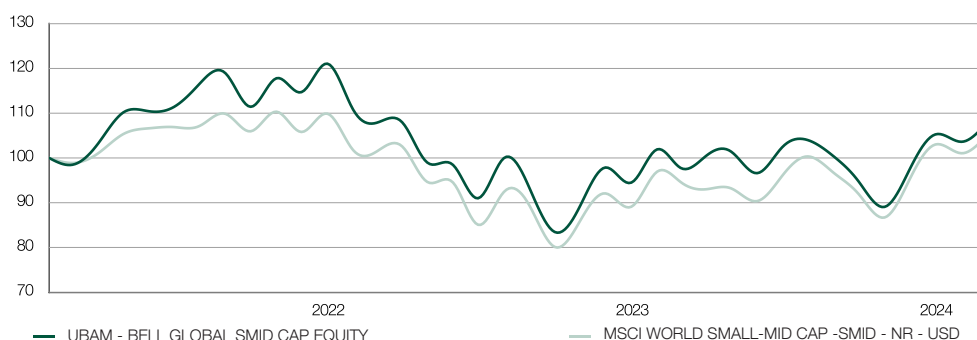
| | Fund | Index |
|---|-------|--------|
| ESG Quality Score | 7.85 | 6.44 |
| Environmental | 6.26 | 5.11 |
| Social | 5.49 | 4.89 |
| Governance | 6.51 | 6.23 |
| Weighted Average Carbon Intensity* | 19.55 | 147.24 |

Source: ©2022 MSCI ESG Research LLC - Reproduced by permission. The MSCI methodology, used to calculate the ESG quality score, was changed in April 2019.
*(tons CO2e/\$M Sales)

ABOUT THE FUND

The Fund seeks to grow capital and generate income primarily by investing in Worldwide equities. The Fund is actively managed, investing mainly in Global small and medium cap equities. The minimum market capitalization at the time of acquisition will be US Dollars 1 billion or equivalent in another currency. This Fund seeks to focus on securities issued by companies that are attractive in terms of their fundamental attributes and potential capital gains over 3 to 5 years. The Fund will be relatively concentrated. A performance fee in reference to the MSCI World SMID Cap Index is applied to some share classes (the "Benchmark"). The Benchmark is not representative of the Fund's risk profile and the portfolio's investments will deviate materially from the Benchmark. The Investment Manager is allowed to invest without limits in currencies other than the Fund's base currency (USD). The Investment Manager does not intend to hedge currency exposure in this Fund.

PERFORMANCE EVOLUTION USD (NET OF FEES)

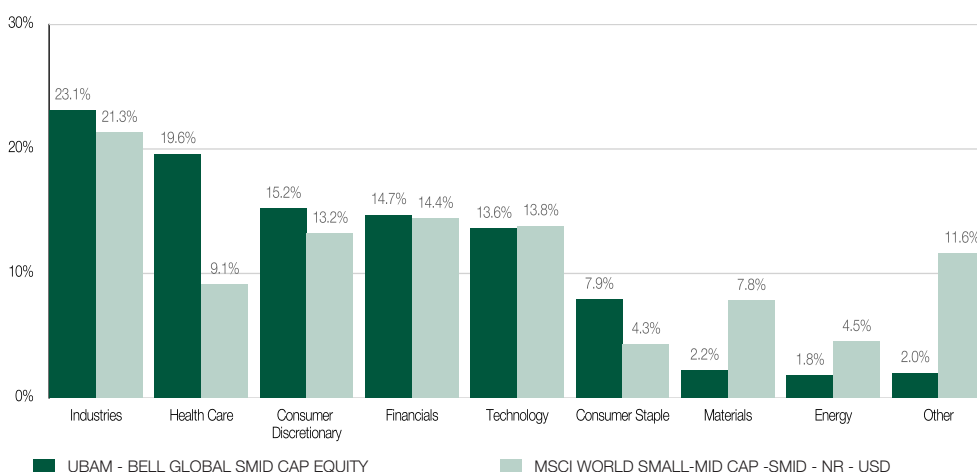


PERFORMANCE HISTORY USD (NET OF FEES)

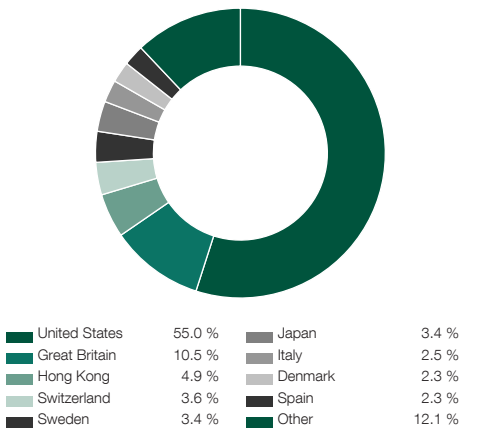
| | February 2024 | YTD | 2023 | 2022 | 2021 | | |
|---|---------------|----------|---------|----------|---------|----------|-----------------|
| UBAM - BELL GLOBAL SMID CAP EQUITY | 3.73 % | 2.10 % | 11.40 % | -21.95 % | 21.07 % | | |
| MSCI WORLD SMALL-MID CAP -SMID - NR - USD | 3.58 % | 1.61 % | 15.62 % | -18.93 % | 9.90 % | | |
| | 3 months | 6 months | 1 year | 3 years | 5 years | 10 Years | Since inception |
| UBAM - BELL GLOBAL SMID CAP EQUITY | 10.35 % | 7.10 % | 9.90 % | 9.13 % | | | 7.47 % |
| MSCI WORLD SMALL-MID CAP -SMID - NR - USD | 10.00 % | 8.27 % | 10.59 % | 5.86 % | | | 4.67 % |

Since launch. Source of data: UBP. Exchange rate fluctuations can have a positive or a negative impact on performance. Past performance is not a reliable indicator of future results. The value of investments can fall as well as rise. Past performance figures are stated in the currency of the share class and calculated with dividends reinvested; they are free of ongoing charges. The calculation does not take into account sales commissions and other fees, taxes and applicable costs to be paid by the investor. For example, with an investment of USD 100, the actual investment would amount to USD 99 in the case of an entrance fee of 1%. At investor level, additional costs may also be incurred (e. g. front-end load or custody fee charged by the financial intermediary).

SECTOR COMPARISON



COUNTRY BREAKDOWN



Source of data: UBP

ADMINISTRATION

Management Company

UBP Asset Management (Europe) S.A., 287-289, route d'Arlon, L-1150 Luxembourg

General distributor, Swiss representative and Swiss paying agent

Union Bancaire Privée, UBP SA, 96-98 rue du Rhône, CH-1211 Geneva 1

Administrative agent, registrar and transfer agent

CACEIS Bank Luxembourg Branch, 5, allée Scheffer, L-2520 Luxembourg

Custodian bank

BNP Paribas S.A. Luxembourg Branch
60 avenue J.F. Kennedy, L-1855 Luxembourg

Auditor

Deloitte Audit S.à.r.l, 20 Boulevard de Kockelscheuer, L-1821 Luxembourg

Legal form

UBAM is a Luxembourg SICAV (UCITS, Part I of the Luxembourg law of 17/12/2010)

MAIN HOLDINGS

| Asset | Sector | Fund weight | Index weight |
|------------------------------------|------------------------|-------------|--------------|
| TRACTOR SUPPLY | Consumer Discretionary | 2.8% | 0.2% |
| PAYLOCITY HOLDING CORP | Industrials | 2.7% | 0.0% |
| CHARLES RIVER LABORATORIES INTERNA | Health Care | 2.7% | 0.1% |
| BJS WHOLESALE CLUB HOLDINGS INC | Consumer Staples | 2.7% | 0.1% |
| ICON PLC | Health Care | 2.7% | |
| GENPACT LTD | Industrials | 2.5% | |
| HONG KONG EXCHANGES AND CLEARING | Financials | 2.5% | |
| KEYSIGHT TECHNOLOGIES INC | Information Technology | 2.5% | 0.2% |
| MONCLER | Consumer Discretionary | 2.5% | 0.1% |
| KROGER | Consumer Staples | 2.5% | |

Source of data: UBP

PORTFOLIO COMPOSITION - MONTHLY EVOLUTION

| | February | January | December | November | October |
|--------------------------------|----------|---------|----------|----------|---------|
| Weight of the top ten holdings | 26.12 % | 25.35 % | 25.66 % | 26.51 % | 27.17 % |
| Number of holdings | 50 | 48 | 49 | 49 | 49 |
| Large caps (> USD 10 billion) | 76.09 % | 75.24 % | 73.12 % | 68.68 % | 65.69 % |
| Mid caps (USD 2-10 billion) | 23.91 % | 24.76 % | 26.88 % | 31.32 % | 34.31 % |
| Small caps (< USD 2 billion) | 0.00 % | 0.00 % | 0.00 % | 0.00 % | 0.00 % |

Source of data: UBP

REGISTRATION AND DOCUMENTATION

Countries where Distribution is Authorised

Depending on the country, certain share classes may or may not be registered for public distribution. The registered share classes are recorded in a Key Investor Information Document (KIID). Investors are invited to inform themselves about the registered share classes or to request copies of the relevant KIIDs from the fund's headquarters, the general distributor (Union Bancaire Privée, UBP SA, Geneva), or from the local representative for their country.

| | |
|-------------------|--|
| Registered Office | UBP Asset Management (Europe) S.A., 287-289, route d'Arlon, L-1150 Luxembourg |
| Representatives | |
| Austria | Erste Bank der Österreichischen Sparkassen AG, 21 Graben, A-1010 Wien |
| Belgium | Caceis Belgium Fund Administration Service & Technology Network Belgium, Avenue du Port 86 C, b320, B-1000 Bruxelles |
| France | Caceis Bank, 1-3, Place Valhubert, F-75206 Paris Cedex 13 |
| Italy | State Street Bank S.p.A., con sede legale in Via Ferrante Aporti, 10, 20125 Milano Allfunds Bank S.A., via Santa Margherita 7, I-20121 Milano BNP Paribas Securities Services, Succursale di Milano, con sede in Milano, Piazza Lina Bo Bardi, 3 |
| Portugal | BEST - Banco Electronico de Serviço Total S.A., Praça Marquês de Pompal, no. 3 - 3º 1250 - 161 Lisboa |
| Singapore | Union Bancaire Privée, UBP SA, Singapore Branch, Level 24, One Raffles Quay, South Tower, Singapore 048583 |
| Spain | Allfunds Banks S.a., 57 Nuria, E-28034 Madrid UBP Gestion Institucional S.A., Avenida Diagonal 520 2º, 2a-B, E-08006 Barcelona |
| Sweden | Skandinaviska Enskilda Banken AB (PUBL) ("SEB"), 106 40 Stockholm |
| Switzerland | Union Bancaire Privée, UBP SA, 96-98 rue du Rhône, CH-1211 Genève 1 |
| United Kingdom | Union Bancaire Privée, 26-37 Seymour Mews, London, W1H 6BN |

GLOSSARY

Benchmark

Index that is used to measure the performance of an investment fund with the purpose of

tracking the return of such index or of defining the asset allocation of a portfolio or of computing the performance fees.

THIS IS A MARKETING DOCUMENT. It reflects the opinion of Union Bancaire Privée, UBP SA or any entity of the UBP Group (hereinafter "UBP") as of the date of issue. It is not intended for distribution, publication, or use in any jurisdiction where such distribution, publication, or use would be unlawful, nor is it directed at any person or entity at which it would be unlawful to direct such a document.

This document has been made on a best-effort basis, is furnished for information purposes only and does not constitute an offer or a recommendation to purchase or sell any security, unless otherwise provided for in the present disclaimer. The opinions herein do not take into account individual investors' circumstances, objectives, or needs. Each investor must make his own independent decisions regarding any securities or financial instruments mentioned herein. Before entering into any transaction, each investor is urged to consider the suitability of the transaction in relation to his particular circumstances and to independently review, with professional advisors as necessary, the specific risks incurred, in particular at financial, regulatory and tax levels. The information and analysis contained herein has been based on sources believed to be reliable. However, UBP does not guarantee its timeliness, accuracy, or completeness, nor does it accept any liability for any loss or damage resulting from its use. All information and opinions are subject to change without notice. **PAST PERFORMANCE IS NO GUARANTEE OF CURRENT OR FUTURE RETURNS.**

This document has not been produced by UBP's financial analysts and is not to be considered as financial research. The investments mentioned herein may be subject to risks that are difficult to quantify and to integrate into the valuation of investments. The present document constitutes neither an offer nor a solicitation to subscribe for shares in the fund(s) or sub-fund(s) mentioned, in any jurisdiction where such an offer or solicitation would not be authorised, or to any person to whom it would be unlawful to make such an offer or solicitation. It does not replace the prospectus or any other legal documents that can be obtained free of charge from the registered office of the funds.

Any subscriptions not based on the fund's latest prospectus, KIID or annual or semi-annual reports shall not be acceptable. This document is confidential and intended only for the use of the person to whom it was delivered. This document may not be reproduced (in whole or in part) or delivered to any other person without the prior written approval of UBP. The Swiss representative and paying agent is Union Bancaire Privée, UBP SA, 96-98, rue du Rhône, P.O. Box 1320, 1211 Geneva 1, Switzerland (UBP). The prospectus, articles of association, KIID and annual and semi-annual reports may be obtained free of charge from UBP as well as from UBP Asset Management (Europe) SA, 287-289 route d'Arlon, 1150 Luxembourg, Grand Duchy of Luxembourg.

In Switzerland, UBP is authorised and regulated by the Swiss Financial Market Supervisory Authority (FINMA); in the United Kingdom, it is authorised by the Prudential Regulation Authority (PRA) and regulated by the Financial Conduct Authority (FCA).